

OFFICIAL TIRE OF  
MAJOR LEAGUE  
BASEBALL



™/© 2022 MLB

***Laufenn***

Journey in Style

A Brand by Hankook Tire

**Product Catalog**

[www.laufenn.com](http://www.laufenn.com)





**Laufenn**

## Contents

---

<b>Laufenn is</b>	<b>1</b>
<b>S FIT AS</b>	<b>3</b>
<b>G FIT AS</b>	<b>5</b>
<b>X FIT HP</b>	<b>7</b>
<b>X FIT HT</b>	<b>9</b>
<b>X FIT AT</b>	<b>11</b>
<b>X FIT VAN</b>	<b>13</b>
<b>I FIT ICE</b>	<b>15</b>
<b>Laufenn Technology</b>	<b>19</b>

For the complete warranty details and additional information, please visit:  
[https://www.laufenn.com/us/front/us\\_front/warranty.do](https://www.laufenn.com/us/front/us_front/warranty.do).  
Or you can scan this QR code to go directly to the page:



Consumers may request, free of charge, a hard copy of the warranty by contacting the Hankook Technical Department at: 1-800-Hankook, option 1 or by writing to:

Hankook Tire America Corp.  
Attn: Technical Services  
333 Commerce Street, Suite 600  
Nashville, TN 37201

The data in this booklet can be changed by the manufacturer without prior notice.



# Laufenn is

When the Blue that represents rational value and the Red that represents emotional value meet, the Violet of Laufenn is born. Laufenn provides smart consumers both practical value and satisfaction.



Laufenn ensures an exceptional driving experience through optimized performance – in any weather or in any season, rain or snow, summer or winter.

Laufenn provides the performance you need over a wide range of conditions – in your everyday life, under any road conditions, on or off-road.

## Confident

The ability Laufenn provides is rooted in its uncompromising commitment to quality. Whether you're going to work or venturing out to a new destination, Laufenn is there with you everyday providing optimized performance and confidence.

## Simple

Laufenn is Simple – with no add-ons and nothing to spoil your driving experience. Committed to the basics, Laufenn offers a pure driving experience tailored to your needs.

## Open-minded

Laufenn refuses to accept a one-size-fits-all attitude. You know value when you see it and are determined to embrace new choices. Making Laufenn your choice is transforming your own value into a new trend.

## Sensible

Laufenn understands your refined taste. You have an extraordinary eye for quality – all at a glance. Your choices are always solid. Laufenn expresses your excellent style and represents your fashionable personality.





# S FIT as

LH01

## Ultra-High Performance All-Season Tire



The Ultra-High Performance All-Season 'S FIT AS' provides great handling and grip in high speed conditions for drivers who want exceptional performance and comfort.

### Tire Features

- Asymmetric tread design
- Long mileage tread compound
- Streamline tread design
- Semi rib design

### Driver Benefits

- Optimized wet & dry performance
- Longer tread life
- Highly efficient drainage and increased grip
- Enhanced stability and handling

UTQG : 500 A A

**45,000 miles**  
Tread life warranty



Handling



Comfort



Wear life



45K warranty



30 DAY FREE TRIAL



ROAD HAZARD WARRANTY

Inch	S-Code	Size	LI & S/S	MR	RWR	Maximum		OD (inch)	SW (inch)	TW (inch)	TD (inch,32')	RPM	WT.	
						Air (psi)	Load (lbs)							
16	1024182	205/55ZR16	91W	6.5	5.5-7.5	51	1,356	24.7	8.7	6.6	9.5	840	18.7	
17	1017213	205/45ZR17 XL	88W	7.0	6.5-7.5	50	1,235	24.1	8.4	6.8	9.5	862	17.6	
	1017210	205/50ZR17 XL	93W	6.5	5.5-7.5	50	1,433	25.0	8.8	6.5	9.5	832	18.6	
	1028749	205/55R17 XL	95V	6.5	5.5-7.5	50	1,521	25.7	8.6	6.6	9.5	809	21.1	
	1017214	215/45ZR17 XL	91W	7.0	7.0-8.0	50	1,356	24.5	8.7	7.1	9.5	848	19.1	
	1017211	215/50ZR17 XL	95W	7.0	6.0-7.5	50	1,521	25.4	9.4	6.7	9.5	819	22.0	
	1017207	215/55ZR17	94W	7.0	6.0-7.5	51	1,477	26.2	9.1	6.7	9.5	794	20.8	
	1017215	225/45ZR17	91W	7.5	7.0-8.5	51	1,356	24.8	9.2	7.5	9.5	837	19.6	
	1017212	225/50ZR17	94W	7.0	6.0-8.0	51	1,477	25.8	9.7	7.0	9.5	806	21.0	
	1017208	225/55ZR17	97W	7.0	6.0-8.0	51	1,609	26.6	9.6	7.0	9.5	780	24.3	
	1017216	235/45ZR17	94W	8.0	7.5-9.0	51	1,477	25.2	9.6	7.8	9.5	824	20.6	
	1023952	235/50ZR17	96W	7.5	6.5-8.5	51	1,565	26.2	10.0	7.6	9.5	794	24.2	
	1017209	235/55ZR17	99W	7.5	6.5-8.5	51	1,709	27.0	10.0	7.4	9.5	769	25.7	
	1017218	245/40ZR17	91W	8.5	8.0-9.5	51	1,356	24.6	10.1	8.1	9.5	845	20.2	
	1017217	245/45ZR17 XL	99W	8.0	7.5-9.0	50	1,709	25.5	9.9	8.1	9.5	814	23.9	
	1023953	245/50ZR17	99W	7.5	7.0-8.5	51	1,709	26.5	10.6	7.9	9.5	782	25.8	
	1028750	255/45ZR17 XL	102Y	8.5	8.0-9.5	50	1,874	25.9	10.0	8.5	9.5	802	24.3	
	18	1023955	215/45ZR18 XL	93Y	7.0	7.0-8.0	50	1,433	25.5	8.7	7.6	9.5	815	20.2
1028751		215/55R18 XL	99V	7.0	6.0-7.5	50	1,709	27.0	9.1	6.9	9.5	769	22.7	
1016780		225/40ZR18 XL	92W	8.0	7.5-9.0	50	1,389	24.9	9.4	7.7	10.0	833	22.1	
1017222		225/45ZR18 XL	95W	7.5	7.0-8.5	50	1,521	25.8	9.2	7.5	9.5	805	22.5	
1017221		225/50ZR18	95W	7.0	6.0-8.0	51	1,521	26.8	9.7	7.0	9.5	776	24.2	
1017219		225/55ZR18	98W	7.0	6.0-8.0	51	1,653	27.6	9.6	7.0	9.5	752	25.6	
1018996		225/60R18	100V	6.5	6.0-8.0	51	1,764	28.5	9.3	6.8	9.5	729	26.3	
1017225		235/40ZR18 XL	95W	8.5	8.0-9.5	50	1,521	25.3	9.8	7.8	9.5	822	22.4	
1017223		235/45ZR18 XL	98W	8.0	7.5-9.0	50	1,653	26.2	9.6	7.8	9.5	793	23.7	
1018984		235/50ZR18	97W	7.5	6.5-8.5	51	1,609	27.2	10.0	7.4	9.5	765	25.7	
1017220		235/55ZR18	100W	7.5	6.5-8.5	51	1,764	28.0	10.0	7.4	9.5	741	27.1	
1018998		235/60R18 XL	107V	7.0	6.5-8.5	50	2,149	29.0	9.6	7.0	9.5	717	29.7	
1018994		235/65R18	106V	7.0	6.5-8.5	51	2,094	29.9	9.5	7.2	9.5	695	28.5	
1017226		245/40ZR18 XL	97W	8.5	8.0-9.5	50	1,609	25.6	10.1	8.1	9.5	812	23.3	
1017224		245/45ZR18 XL	100W	8.0	7.5-9.0	50	1,764	26.5	9.9	8.1	9.5	783	24.9	
1018986		245/50R18	100W	7.5	7.0-8.5	51	1,764	27.7	9.8	7.7	9.5	728	26.9	
1023954		245/55ZR18	103W	7.5	7.0-8.5	51	1,929	28.5	10.4	7.9	9.5	729	27.8	
1018992		255/35R18 XL	94W	9.0	8.5-10.0	50	1,477	25.1	10.0	8.5	9.5	805	21.6	
1018990		255/40R18	95W	9.0	8.5-10.0	51	1,521	26.0	10.2	8.5	9.5	775	25.1	
1018988		255/45R18	99W	8.5	8.0-9.5	51	1,709	27.0	10.0	8.4	9.5	746	26.6	
1023956		265/35ZR18 XL	97Y	9.5	9.0-10.5	50	1,609	25.2	11.0	9.3	10.0	825	25.4	
19		1028752	225/45ZR19 XL	96Y	7.5	7.0-8.5	50	1,565	26.7	8.9	7.6	9.5	777	22.3
		1023959	225/55R19	99V	7.0	6.0-8.0	51	1,709	28.6	9.6	7.2	9.5	726	27.3
	1028753	235/35ZR19 XL	91Y	8.5	8.0-9.5	50	1,356	25.3	9.5	8.0	9.5	821	21.4	
	1023960	235/40ZR19 XL	96W	8.5	8.0-9.5	50	1,565	26.3	9.8	8.0	9.5	791	23.5	
	1028754	235/45ZR19 XL	99W	8.0	7.5-9.0	50	1,709	27.1	9.3	7.8	9.5	766	23.4	
	1023961	235/50R19 XL	103V	7.5	6.5-8.5	50	1,929	28.2	10.0	7.6	9.5	738	28.7	
	1023957	235/55ZR19 XL	105W	7.5	6.5-8.5	50	2,039	29.0	10.0	8.0	9.5	716	30.3	
	1023962	245/40ZR19 XL	98Y	8.5	8.0-9.5	50	1,653	26.6	10.1	8.6	10.0	782	25.9	
	1023958	245/45ZR19	98Y	8.0	7.5-9.0	51	1,653	27.5	9.9	8.6	10.0	755	27.3	
	1023963	255/35ZR19	92Y	9.0	8.5-10.0	51	1,389	25.9	10.6	8.9	9.5	803	23.5	
	1023964	255/40ZR19	96Y	9.0	8.5-10.0	51	1,565	26.9	10.6	8.9	10.0	772	27.2	
	1023965	255/45ZR19 XL	104W	8.5	8.0-9.5	50	1,984	27.9	10.4	8.7	9.5	744	27.4	
	1023966	255/50ZR19 XL	107W	8.0	7.0-9.0	50	2,149	28.9	11.0	8.7	9.5	718	31.2	
1023967	255/55R19 XL	111V	8.0	7.0-9.0	50	2,403	29.9	10.9	8.3	9.5	695	32.7		
1023968	275/40ZR19 XL	105W	9.5	9.0-11.0	50	2,039	27.5	11.3	9.3	9.5	755	28.4		
1023969	275/55R19	111V	8.5	7.5-9.5	51	2,403	30.7	11.7	8.9	9.5	675	36.9		
20	1023970	235/55ZR20 XL	105W	7.5	6.5-8.5	50	2,039	30.0	10.0	8.0	9.5	692	31.8	
	1023975	245/35ZR20 XL	95Y	8.5	8.0-9.5	50	1,521	26.6	10.0	8.6	10.0	780	25.2	
	1028755	245/40ZR20 XL	99Y	8.0	8.0-9.5	50	1,709	27.5	9.8	8.2	9.5	755	24.6	
	1023971	245/45ZR20 XL	103W	8.0	7.5-9.0	50	1,929	28.5	9.9	8.3	9.5	728	27.4	
	1023976	245/50R20	102V	7.5	7.0-8.5	51	1,874	29.5	10.6	7.9	9.5	703	30.6	
	1023977	255/35ZR20 XL	97W	9.0	8.5-10.0	50	1,609	26.9	10.6	8.7	9.5	773	25.5	
	1023978	255/45ZR20 XL	105W	8.5	8.0-9.5	50	2,039	28.9	10.4	8.7	9.5	718	29.2	
	1023972	255/50ZR20 XL	109W	8.0	7.0-9.0	50	2,271	29.9	11.0	8.7	9.5	694	32.8	
	1023973	255/55ZR20 XL	110W	8.0	7.0-9.0	50	2,337	30.9	10.9	8.7	9.5	673	35.6	
	1028756	265/45ZR20 XL	108Y	9.0	8.5-10.0	50	2,205	29.3	10.4	8.9	9.5	710	31.2	
1023974	265/50R20	107V	8.5	7.5-9.5	51	2,149	30.3	11.3	8.6	9.5	685	32.4		
1023979	275/40ZR20 XL	106Y	9.5	9.0-11.0	50	2,094	28.5	11.3	9.6	10.0	728	33.7		
1023980	275/45ZR20 XL	110W	9.0	8.5-10.5	50	2,337	29.6	11.1	9.3	9.5	701	34.3		
1028757	275/50ZR20 XL	113W	8.5	7.5-9.5	50	2,535	30.7	11.7	8.9	9.5	675	35.5		

\* LI & S/S: Load Index and Speed Symbol / MR: Measuring Rim / RWR: Rim Width Range / OD: Overall Diameter / SW: Section Width / TW: Tread Width / TD: Tread Depth / RPM: Revolution Per Mile / WT: Weight





# G FIT AS

LH41

## Touring Performance All-Season Tire



The Touring All-Season 'G FIT AS' provides impressive all-season performance along with long tread life.

Tire Features	Driver Benefits
<ul style="list-style-type: none"> <li>• Wide straight groove</li> <li>• Wide tread profile</li> <li>• Long mileage tread compound</li> <li>• Low noise pattern design</li> </ul>	<ul style="list-style-type: none"> <li>• Highly efficient drainage</li> <li>• Greater stability and handling performance</li> <li>• Longer tread life</li> <li>• Quiet driving experience</li> </ul>
<b>UTQG : 500 A A</b>	<b>60,000 miles Tread life warranty</b>



Comfort



Dry



Wear life



60K warranty



30 DAY FREE TRIAL



ROAD HAZARD WARRANTY

Inch	S-Code	Size	LI & S/S	MR	RWR	Maximum		OD (inch)	SW (inch)	TW (inch)	TD (inch,32')	RPM	WT.	
						Air (psi)	Load (lbs)							
13	1016769	175/70R13	82T	5.0	4.5-6.0	51	1,047	22.5	7.0	5.0	9.0	922	13.5	
	1023925	185/70R13	86H	5.5	4.5-6.0	51	1,168	23.1	7.5	5.7	9.0	898	15.3	
14	1016770	175/65R14	82T	5.0	5.0-6.0	51	1,047	22.8	7.3	5.3	9.0	911	14.1	
	1016771	185/60R14	82H	5.5	5.0-6.5	51	1,047	22.6	7.8	5.5	9.0	920	14.6	
	1016750	185/65R14	86H	5.5	5.0-6.5	51	1,168	23.3	7.8	5.5	9.0	892	15.4	
	1016751	185/70R14	88T	5.5	4.5-6.0	51	1,235	24.1	7.5	5.3	9.0	863	15.9	
	1016752	195/70R14	91T	6.0	5.0-6.5	51	1,356	24.7	7.8	5.5	9.0	842	16.7	
15	1028758	175/65R15	84V	5.0	5.0-6.0	51	1,102	23.7	7.3	5.4	9.0	876	14.7	
	1016772	185/60R15	84H	5.5	5.0-6.5	51	1,102	23.6	7.8	5.5	9.0	881	15.5	
	1016749	185/65R15	88H	5.5	5.0-6.5	51	1,235	24.3	7.8	5.5	9.0	855	16.3	
	1019034	195/55R15	85H	6.0	5.5-7.0	51	1,135	23.3	8.4	6.3	9.0	893	15.9	
	1016753	195/60R15	88H	6.0	5.5-7.0	51	1,235	24.0	8.3	5.8	9.0	864	16.7	
	1016754	195/65R15	91H	6.0	5.5-7.0	51	1,356	24.8	8.1	5.8	9.0	836	17.4	
	1016755	205/60R15	91H	6.0	5.5-7.5	51	1,356	24.5	8.7	6.1	9.5	847	17.8	
	1016756	205/65R15	94H	6.0	5.5-7.0	51	1,477	25.3	8.5	6.1	9.5	821	19.8	
	1016757	205/70R15	96T	6.0	5.0-7.0	51	1,565	26.2	8.2	5.8	9.5	792	19.4	
	1016773	215/60R15	94H	6.5	6.0-7.5	51	1,477	25.0	9.0	6.5	9.5	832	19.5	
	1016774	215/65R15	96H	6.5	6.0-7.5	51	1,565	25.8	8.9	6.5	9.5	804	20.8	
	1016758	215/70R15	98T	6.5	5.5-7.0	51	1,653	26.8	8.6	6.1	9.5	776	21.5	
	1019008	235/75R15 XL	109T	6.5	6.0-8.0	50	2,271	28.7	9.1	6.7	9.5	723	28.0	
	16	1028759	185/55R16	83H	6.0	5.0-6.5	51	1,074	23.7	7.9	6.0	9.0	875	16.7
		1028760	195/50R16 XL	88W	6.0	5.5-7.0	50	1,235	23.5	8.6	6.3	9.0	885	17.4
1028761		195/55R16 XL	91V	6.0	5.5-7.0	50	1,356	24.1	8.1	6.1	9.0	860	17.9	
1016775		205/50R16	87V	6.5	5.5-7.5	51	1,201	23.9	8.9	6.5	9.5	870	17.6	
1016759		205/55R16	91V	6.5	5.5-7.5	51	1,356	24.7	8.7	6.5	9.5	842	18.9	
1016760		205/60R16	92H	6.0	5.5-7.5	51	1,389	25.5	8.7	6.1	9.5	814	19.2	
1016776		205/65R16	95H	6.0	5.5-7.5	51	1,521	26.3	8.5	6.1	9.5	790	20.5	
1028762		205/70R16	97H	6.0	5.0-7.0	51	1,609	27.0	8.2	6.0	9.5	769	21.4	
1016761		215/55R16	93V	7.0	6.0-7.5	51	1,433	25.0	9.2	6.8	9.5	829	20.0	
1016762		215/60R16	95H	6.5	6.0-7.5	51	1,521	26.0	9.0	6.5	9.5	800	20.8	
1016763		215/65R16	98H	6.5	6.0-7.5	51	1,653	26.8	8.9	6.5	9.5	774	22.9	
1016777		225/50R16	92V	7.0	6.0-8.0	51	1,389	24.7	9.8	7.0	9.5	842	20.6	
1016778		225/55R16	95V	7.0	6.0-8.0	51	1,521	25.5	9.6	7.0	9.5	814	23.2	
1016764		225/60R16	98H	6.5	6.0-8.0	51	1,653	26.4	9.4	6.8	9.5	786	22.6	
1023926		235/60R16	100H	7.0	6.5-8.5	51	1,764	27.0	9.7	7.4	9.5	770	25.7	
1019010		235/65R16	103T	7.0	6.5-8.5	51	1,929	27.9	9.5	7.0	9.5	744	25.6	
17		1019022	205/50R17 XL	93H	6.5	5.5-7.5	50	1,433	25.0	8.8	6.5	9.5	832	19.3
		1019024	215/50R17 XL	95H	7.0	6.0-7.5	50	1,521	25.4	9.4	6.8	9.5	819	21.6
	1019018	215/55R17	94H	7.0	6.0-7.5	51	1,477	26.2	9.1	6.7	9.5	794	21.0	
	1019014	215/60R17	96T	6.5	6.0-7.5	51	1,565	27.0	9.0	6.5	9.5	770	23.3	
	1016779	215/65R17	99H	6.5	6.0-7.5	51	1,709	28.0	8.9	6.5	9.5	741	24.3	
	1019026	225/50R17	94H	7.0	6.0-8.0	51	1,477	25.8	9.7	7.1	9.5	806	21.2	
	1019020	225/55R17	97H	7.0	6.0-8.0	51	1,609	26.6	9.6	7.0	9.5	780	24.0	
	1019016	225/60R17	99T	6.5	6.0-8.0	51	1,709	27.4	9.3	6.8	9.5	757	24.6	
	1019012	225/65R17	102T	6.5	6.0-8.0	51	1,874	28.3	9.1	6.8	9.5	734	25.2	
	1023951	235/60R17	102H	7.0	6.5-8.5	51	1,874	28.0	9.7	7.4	9.5	742	27.5	

\* LI & S/S: Load Index and Speed Symbol / MR: Measuring Rim / RWR: Rim Width Range / OD: Overall Diameter / SW: Section Width / TW: Tread Width / TD: Tread Depth / RPM: Revolution Per Mile / WT: Weight



# X FIT HP

LA41

## SUV/CUV Touring All-Season Tire



X FIT HP is specialized tire for on road SUV/CUV and delivers outstanding handling, wet performance and more quiet, comfortable driving.

Tire Features	Driver Benefits
<ul style="list-style-type: none"> <li>Optimized traction control performance</li> <li>Exceptional handling performance on dry and wet roads</li> <li>Improved driving comfort with a quiet ride</li> </ul>	<ul style="list-style-type: none"> <li>More quiet and comfortable driving</li> <li>Outstanding handling throughout whole driving experience</li> <li>Safe and confident driving thanks to outstanding wet performance</li> </ul>
<b>UTQG : 640 B A</b>	<b>60,000 miles Tread life warranty</b>



Comfort



Handling



Traction



60K warranty



30 DAY FREE TRIAL



ROAD HAZARD WARRANTY

Inch	S-Code	Size	LI & S/S	MR	RWR	Maximum		OD (inch)	SW (inch)	TW (inch)	TD (inch,32')	RPM	WT.
						Air (psi)	Load (lbs)						
<b>16</b>	1031063	215/65R16	98H	6.5	6.0-7.5	51	1,653	27.0	9.1	6.6	9.5	769	23.5
	1031064	225/65R16	100T	6.5	6.0-8.0	51	1,764	27.3	9.4	6.9	9.5	760	24.7
	1031065	235/60R16	100H	7.0	6.5-8.5	51	1,764	26.9	9.8	7.2	9.5	771	25.5
	1031066	235/65R16	103H	7.0	6.5-8.5	51	1,929	27.9	9.7	7.2	9.5	744	26.6
<b>17</b>	1031067	215/60R17	96H	6.5	6.0-7.5	51	1,565	27.1	9.1	6.6	9.5	768	23.9
	1031068	215/65R17	99H	6.5	6.0-7.5	51	1,709	28.0	9.1	6.6	9.5	743	24.6
	1031069	225/60R17	99H	6.5	6.0-8.0	51	1,709	27.5	9.4	6.9	9.5	754	24.8
	1031070	225/65R17	102H	6.5	6.0-8.0	51	1,874	28.6	9.4	6.9	9.5	727	26.5
	1031071	235/55R17	99V	7.5	6.5-8.5	51	1,709	27.1	10.1	7.6	9.5	765	25.7
	1031072	235/60R17	102H	7.0	6.5-8.5	51	1,874	28.1	10.0	7.2	9.5	740	27.4
	1031073	235/65R17	104H	7.0	6.5-8.5	51	1,984	28.9	9.7	7.2	9.5	718	27.8
	1031074	245/65R17 XL	111H	7.0	7.0-8.5	50	2,403	29.5	10.2	7.6	9.5	704	30.3
<b>18</b>	1031075	225/55R18	98H	7.0	6.0-8.0	51	1,653	27.7	9.6	7.3	9.5	751	25.7
	1031076	225/60R18	100H	6.5	6.0-8.0	51	1,764	28.5	9.4	6.9	9.5	728	26.5
	1031077	235/55R18	100H	7.5	6.5-8.5	51	1,764	28.1	10.2	7.6	9.5	740	26.7
	1031078	235/60R18	103V	7.0	6.5-8.5	51	1,929	29.2	9.8	7.2	9.5	712	29.1
	1031079	235/65R18	106H	7.0	6.5-8.5	51	2,094	29.9	9.7	7.2	9.5	694	29.1
	1031081	245/60R18	105H	7.0	7.0-8.5	51	2,039	29.5	10.2	7.6	9.5	705	29.6
	1031080	255/55R18	105V	8.0	7.0-9.0	51	2,039	28.9	10.9	8.3	9.5	718	30.3
	1031082	235/55R19	101V	7.5	6.5-8.5	51	1,819	29.1	10.1	7.6	9.5	713	27.8
<b>19</b>	1031083	245/55R19	103V	7.5	7.0-8.5	51	1,929	29.5	10.4	7.9	9.5	704	29.2
	1031084	235/55R20	102V	7.5	6.5-8.5	51	1,874	30.0	10.1	7.6	9.5	693	29.4
<b>20</b>	1031085	245/50R20	102V	7.5	7.0-8.5	51	1,874	29.5	10.7	7.9	9.5	704	29.0
	1031086	255/50R20 XL	109V	8.0	7.0-9.0	50	2,271	29.9	11.3	8.3	9.5	694	31.5
	1031059	255/55R20	107V	8.0	7.0-9.0	51	2,149	30.9	10.9	8.3	9.5	672	32.7
	1031060	265/50R20	107V	8.5	7.5-9.5	51	2,149	30.3	11.6	8.6	9.5	686	33.7
	1031061	275/55R20 XL	117H	8.5	7.5-9.5	50	2,833	31.8	11.6	8.9	9.5	654	38.2
<b>22</b>	1031397	285/45R22 XL	114H	9.5	9.0-10.5	50	2,601	32.0	11.6	9.2	9.5	650	36.9

\* LI & S/S: Load Index and Speed Symbol / MR: Measuring Rim / RWR: Rim Width Range / OD: Overall Diameter / SW: Section Width / TW: Tread Width / TD: Tread Depth / RPM: Revolution Per Mile / WT: Weight





**X FIT HT**

# X FIT HT

LD01

## SUV/CUV & LT Highway Terrain Tire



Specifically designed for SUV, CUV & light truck drivers who desire a comfortable and composed on-road ride. The 'X FIT HT' provides great handling and all-season performance.

Tire Features	Driver Benefits
<ul style="list-style-type: none"> <li>• 2 in 1 block shoulder design</li> <li>• Long mileage tread compound</li> <li>• Snow kerf</li> <li>• 2-Step Edged Block Outside</li> </ul>	<ul style="list-style-type: none"> <li>• Secure stability during cornering</li> <li>• Optimal performance in all weather conditions</li> <li>• Long tread life &amp; improved grip</li> <li>• Prevent stone drilling</li> </ul>
<b>UTQG : 620 A B</b>	<b>60,000 miles Tread life warranty (P-Metric Only)</b>

Comfort

Handling

Wear life

**60K**  
warranty  
P-Metric

**30 DAY**  
FREE  
TRIAL

**ROAD HAZARD**  
WARRANTY

\* does not apply to LT tires

Inch	S-Code	Size	LI & S/S	MR	RWR	Maximum		OD (inch)	SW (inch)	TW (inch)	TD (inch,32")	RPM	WT.
						Air (psi)	Load (lbs)						
<b>Metric</b>													
15	1017227	225/70R15	100T	6.5	6.0-7.5	51	1,764	27.4	9.0	6.8	10.5	758	26.1
16	1019688	215/70R16	100H	6.5	6.0-8.0	51	1,764	27.9	8.7	6.5	10.5	744	25.7
	1019690	225/70R16	103H	6.5	6.0-7.5	51	1,929	28.5	9.1	6.8	10.5	729	27.6
	1019692	225/75R16	104T	6.0	6.0-7.5	51	1,984	29.3	8.9	6.8	10.5	710	28.6
	1017229	235/70R16	106T	7.0	6.0-8.0	51	2,094	29.0	9.5	7.0	10.5	716	29.0
	1019694	245/70R16	107T	7.0	6.5-8.0	51	2,149	29.6	9.9	7.4	10.5	702	31.3
	1017228	245/75R16	111T	7.0	6.5-8.0	51	2,403	30.4	9.8	7.3	10.5	682	33.8
	1017230	255/70R16	111T	7.5	6.5-8.5	51	2,403	30.1	10.3	7.6	10.5	689	35.1
	1017231	265/70R16	112T	8.0	7.0-9.0	51	2,469	30.7	10.7	8.0	10.5	677	37.1
	1019556	265/75R16	116T	7.5	7.0-9.0	51	2,756	31.6	10.6	8.0	10.5	657	37.2
17	1017233	225/65R17	102T	6.5	6.0-8.0	51	1,874	28.6	9.4	6.9	10.5	727	28.2
	1017234	235/65R17	104T	7.0	6.5-8.5	51	1,984	29.1	9.9	7.2	10.5	714	29.5
	1023981	235/70R17 XL	109T	7.0	6.0-8.0	50	2,271	30.0	9.5	7.0	10.5	692	32.9
	1017235	245/65R17	107T	7.0	7.0-8.5	51	2,149	29.6	10.4	7.6	10.5	702	31.6
	1017232	245/70R17	110T	7.0	6.5-8.0	51	2,337	30.6	10.0	7.3	10.5	679	33.4
	1023982	255/65R17	110T	7.5	7.0-9.0	51	2,336	30.1	10.5	7.9	10.5	691	35.3
	1023983	265/60R17	108H	8.0	7.5-9.5	51	2,205	29.5	11.1	8.1	10.5	703	33.7
	1019696	265/65R17	112T	8.0	7.5-9.5	51	2,469	30.6	11.1	8.1	10.5	679	37.2
	1016781	265/70R17	115T	8.0	7.0-9.0	51	2,679	31.7	10.7	8.1	10.5	655	38.8
18	1017236	235/65R18	106T	7.0	6.5-8.5	51	2,094	30.1	9.9	7.2	10.5	690	31.6
	1017237	235/60R18	103T	7.0	6.5-8.5	51	1,929	29.1	9.9	7.2	10.5	713	29.9
	1017238	245/60R18	105T	7.0	7.0-8.5	51	2,039	29.6	10.2	7.6	10.5	701	31.5
	1019698	255/65R18	111H	7.5	7.0-9.0	51	2,403	31.1	10.6	7.9	10.5	668	36.0
	1023984	255/70R18	113H	7.5	6.5-8.5	51	2,535	32.1	10.0	10.9	10.5	647	37.1
	1019700	265/60R18	110V	8.0	7.5-9.5	51	2,337	30.6	11.1	8.1	10.5	680	36.9
	1023985	265/65R18	114H	8.0	7.5-9.5	51	2,601	31.5	11.1	8.1	10.5	659	38.7
	1023986	265/70R18	116H	8.0	7.0-9.0	51	2,756	32.6	10.6	8.0	10.5	637	39.0
	1019702	275/65R18	116T	8.0	7.5-9.5	51	2,756	32.1	11.4	8.5	10.5	646	39.6
19	1023987	245/55R19	103H	7.5	7.0-8.5	51	1,929	29.5	10.5	7.7	10.0	703	32.2
	1023988	255/60R19	109H	7.5	7.0-9.0	51	2,271	30.9	10.8	7.9	10.5	671	35.3
20	1028766	245/60R20	107H	7.0	7.0-8.5	51	2,149	31.5	10.2	7.6	10.5	659	34.3
	1023989	275/55R20 XL	117H	8.5	7.5-9.5	50	2,833	31.7	11.7	8.7	10.0	655	39.9
	1023990	275/60R20	115H	8.0	7.5-9.5	51	2,679	32.9	11.4	8.5	10.5	632	41.1
	1023991	285/50R20 XL	116V	9.0	8.0-10.0	50	2,756	31.1	12.3	9.0	10.0	668	40.1
<b>LT-Metric</b>													
16	2021516	LT215/85R16	115/112S	6.0	5.5-7.0	80	2,680/2,470	30.3	8.2	6.1	13.0	690	37.7
	2020465	LT225/75R16	115/112S	6.0	6.0-7.5	80	2,680/2,470	29.2	8.8	6.7	13.0	715	38.7
	2020467	LT235/85R16	120/116Q	6.5	6.0-7.5	80	3,042/2,778	31.7	9.1	6.6	13.0	660	42.2
	2020469	LT245/75R16	120/116S	7.0	6.5-8.0	80	3,042/2,778	30.4	9.6	7.3	13.0	687	41.4
	2020462	LT265/75R16	123/120S	7.5	7.0-9.0	80	3,415/3,085	31.6	10.5	7.9	13.0	661	46.2
17	2020471	LT235/80R17	120/117R	6.5	6.0-8.0	80	3,085/2,835	31.7	9.0	6.6	13.0	659	42.5
	2021517	LT245/70R17	119/116S	7.0	6.5-8.0	80	3,000/2,755	30.4	10.0	7.4	13.0	687	41.3
	2020473	LT245/75R17	121/118S	7.0	6.5-8.0	80	3,195/2,910	31.4	9.6	7.3	13.0	665	43.7
	2020475	LT265/70R17	121/118S	8.0	7.0-9.0	80	3,195/2,910	31.6	10.6	8.0	13.0	662	46.3
	2021518	LT275/70R18	125/122S	8.0	7.0-9.0	80	3,640/3,305	33.1	10.9	8.3	13.0	631	59.3

\* LI & S/S: Load Index and Speed Symbol / MR: Measuring Rim / RWR: Rim Width Range / OD: Overall Diameter / SW: Section Width / TW: Tread Width / TD: Tread Depth / RPM: Revolution Per Mile / WT: Weight





**X FIT AT**

# X FIT AT

LC01

## LT & SUV All-Terrain Tire



The All-Terrain 'X FIT AT' is designed for comfort and provides impressive performance in both on and off-road conditions.

Tire Features	Driver Benefits
<ul style="list-style-type: none"> <li>Designed to resist external damage</li> <li>Improved traction and braking</li> <li>Enhanced off-road traction</li> <li>Excellent grip in wet conditions</li> </ul>	<ul style="list-style-type: none"> <li>Resistance from external damage</li> <li>Improved traction and braking performance</li> <li>Prevent sidewall damage and offer extra traction</li> </ul>
<b>UTQG : 520 A B</b>	<b>45,000 miles Tread life warranty (P-Metric Only)</b>

Off Road

Traction

Durability

45K warranty P-Metric

30 DAY FREE TRIAL

ROAD HAZARD WARRANTY

\* does not apply to LT tires

**Laufenn**

Inch	S-Code	Size	LI & S/S	MR	RWR	Maximum		OD/ (inch)	SW/ (inch)	TW/ (inch)	TD/ (inch,32")	RPM	WT.
						Air (psi)	Load (lbs)						
<b>Metric</b>													
15	1016612	235/75R15 XL	109T	6.5	6.0-8.0	50	2,270	28.8	9.3	6.9	11.5	721	30.2
16	1016613	235/70R16	106T	7.0	6.0-8.0	51	2,094	29.0	9.4	7.2	12.5	717	30.3
	1016606	245/70R16	107T	7.0	6.5-8.0	51	2,149	29.5	9.9	7.3	12.5	704	31.5
	1016608	245/75R16	111T	7.0	6.5-8.0	51	2,403	30.4	9.7	7.3	12.5	682	34.3
	1016609	255/70R16	111T	7.5	6.5-8.5	51	2,403	30.0	10.2	7.6	12.5	691	34.5
	1016604	265/70R16	112T	8.0	7.0-9.0	51	2,469	30.6	10.7	8.0	12.5	678	36.5
17	1019297	265/75R16	116T	7.5	7.0-9.0	51	2,601	31.6	10.3	8.0	12.5	656	37.5
	1023992	235/75R17	109T	6.5	6.0-8.0	51	2,271	30.9	9.3	7.0	12.5	673	33.9
	1016607	245/65R17	107T	7.0	7.0-8.5	51	2,149	29.5	10.1	7.6	12.5	703	31.6
	1016603	245/70R17	110T	7.0	6.5-8.0	51	2,337	30.5	9.7	7.3	12.5	681	34.1
	1016602	255/70R17	112T	7.5	6.5-8.5	51	2,469	31.1	10.2	6.5	12.5	669	36.1
	1023993	255/75R17	115T	7.0	6.5-8.5	51	2,679	32.0	10.1	7.6	12.5	649	39.6
	1016605	265/65R17	112T	8.0	7.5-9.5	51	2,469	30.5	10.6	8.1	12.5	680	35.4
	1016611	265/70R17	115T	8.0	7.0-9.0	51	2,535	31.6	10.6	8.0	12.5	657	37.4
18	1023995	255/70R18	113T	7.5	6.5-8.5	51	2,535	32.0	10.5	7.6	12.5	648	39.8
	1028767	265/60R18 XL	114T	8.0	7.5-9.5	50	2,601	30.6	10.9	8.1	12.5	679	37.6
	1023996	265/65R18	114T	8.0	7.5-9.5	51	2,601	31.5	10.9	8.1	12.5	659	40.2
	1023997	265/70R18	116T	8.0	7.0-9.0	51	2,756	32.6	10.6	8.0	12.5	636	41.5
	1016610	275/65R18	116T	8.0	7.5-9.5	51	2,756	32.1	11.2	8.4	12.5	647	39.2
20	1023998	275/55R20	113T	8.5	7.5-9.5	51	2,535	31.8	11.6	9.2	11.5	653	41.7
	1023999	275/60R20	115T	8.0	7.5-9.5	51	2,679	32.9	11.4	9.1	11.5	632	44.4

<b>LT-Metric</b>													
15	2021149	33X12.50R15LT	108S	10.0	8.0-10.5	35	2,205	32.5	12.5	9.5	16.0	643	54.9
	2020163	LT235/75R15	104/101R	6.5	6.0-8.0	50	1,985/1,820	28.8	9.1	7.1	15.5	721	36.5
16	2021136	LT215/85R16	115/112S	6.0	5.5-7.0	80	2,680/2,470	30.3	8.1	6.5	15.0	691	40.8
	2020169	LT225/75R16	115/112S	6.0	6.0-7.5	80	2,680/2,470	29.2	8.5	6.9	15.0	716	38.8
	2020168	LT235/85R16	120/116R	6.5	6.0-7.5	80	3,042/2,778	31.6	8.7	7.0	15.5	661	43.9
	2020171	LT245/75R16	120/116S	7.0	6.5-8.0	80	3,042/2,778	30.4	9.6	7.4	15.5	689	44.0
	2021519	LT265/70R16	121/118S	8.0	7.0-9.0	80	3,195/2,910	30.5	10.5	8.0	14.0	684	45.5
	2020404	LT265/75R16	123/120R	7.5	7.0-9.0	80	3,415/3,085	31.6	10.3	8.3	15.5	661	49.6
	2020406	LT285/75R16	126/123S	8.0	7.5-9.5	80	3,750/3,415	32.8	11.1	8.4	15.5	637	58.0
17	2020164	LT235/80R17	120/117R	6.5	6.0-8.0	80	3,085/2,835	31.7	8.8	7.1	15.5	659	44.6
	2020165	LT245/70R17	119/116R	7.0	6.5-8.0	80	3,000/2,755	30.5	9.5	7.4	16.0	685	43.4
	2020166	LT245/75R17	121/118S	7.0	6.5-8.0	80	3,195/2,910	31.5	9.4	7.4	15.0	664	45.9
	2020170	LT265/70R17	121/118S	8.0	7.0-9.0	80	3,195/2,910	31.6	10.5	8.2	15.5	661	47.8
	2021137	LT285/70R17	121/118S	8.5	7.5-9.5	80	3,195/2,910	32.7	11.2	8.7	15.5	639	58.8
	2021520	LT315/70R17	121/118S	9.5	8.0-10.5	65	3,195/2,910	34.4	12.4	9.5	15.5	608	64.8
	18	2021139	LT265/70R18	124/121S	8.0	7.0-9.0	80	3,525/3,195	32.6	10.4	8.1	15.0	641
2021140		LT275/65R18	123/120S	8.0	8.0-9.5	80	3,415/3,085	32.0	11.0	8.3	14.0	653	58.8
2021141		LT275/70R18	125/122S	8.0	7.0-9.0	80	3,640/3,305	33.1	10.8	8.3	15.0	631	60.9
2021142		LT285/65R18	125/122S	8.5	8.5-10.0	80	3,640/3,305	32.5	11.5	8.3	15.0	643	60.5
20	2021521	LT265/60R20	121/118S	8.0	8.0-9.5	80	3,195/2,910	32.5	11.0	8.3	14.5	643	53.5
	2021145	LT275/55R20	115/112S	8.5	8.0-9.5	65	2,680/2,470	31.8	11.6	8.7	14.5	657	55.5
	2021146	LT275/60R20	119/116S	8.0	8.0-9.5	65	3,000/2,755	33.0	11.3	9.6	14.5	634	55.1
	2021147	LT275/65R20	126/123S	8.0	8.0-9.5	80	3,750/3,415	34.0	11.2	8.3	15.0	614	63.6
	2021148	LT305/55R20	121/118S	9.5	9.0-11.0	65	3,195/2,910	33.2	12.4	9.6	15.0	629	65.6
	15	2021134	30X9.50R15LT	104S	7.5	6.0-8.0	50	1,985	29.5	8.9	7.2	15.5	709
2020167		31X10.50R15LT	109R	8.5	7.0-9.0	50	2,270	30.5	10.1	8.1	15.5	686	41.4
17	2021138	35X12.50R17LT	121S	10.0	8.0-10.5	65	3,195	34.5	12.0	9.6	15.5	606	65.8
18	2021143	35X12.50R18LT	123S	10.0	8.5-11.0	65	3,415	34.6	12.1	9.6	15.5	605	70.3
20	2021144	35X12.50R20LT	121S	10.0	8.5-11.0	65	3,195	34.5	12.5	10.0	15.0	606	71.3

**Flotation**

\* LI & S/S: Load Index and Speed Symbol / MR: Measuring Rim / RWR: Rim Width Range / OD: Overall Diameter / SW: Section Width / TW: Tread Width / TD: Tread Depth / RPM: Revolution Per Mile / WT: Weight





**X FIT Van**

Inch	S-Code	Size	LI & S/S	MR	RWR	Maximum		OD (inch)	SW (inch)	TW (inch)	TD (inch,32")	RPM	WT.
						Air (psi)	Load (lbs)						
15	2021522	185/60R15C	94/92T	5.5	5.5-6.0	54	1,475/ 1,390	23.6	8.0	5.5	10.0	887	21.9
16	2020384	195/75R16C	107/105R	5.5	5.0-6.0	69	2,150/ 2,040	27.4	7.7	5.8	10.5	762	28.2
	2021577	205/75R16C	113/111R	5.5	5.5-6.5	76	2,535/ 2,405	28.1	8.0	6.1	10.5	745	29.9
	2021523	235/65R16C	121/119R	7.0	6.5-7.5	85	3,195/ 3,000	28.0	9.5	7.4	10.0	748	33.4

\* LI & S/S: Load Index and Speed Symbol / MR: Measuring Rim / RWR: Rim Width Range / OD: Overall Diameter / SW: Section Width / TW: Tread Width / TD: Tread Depth / RPM: Revolution Per Mile / WT: Weight

**X FIT Van**

LV01

**Commercial Van Tire**



The X FIT Van provides consumers with wet/dry handling & braking, and durability.

Tire Features	Driver Benefits
<ul style="list-style-type: none"> <li>• Optimized wet performance</li> <li>• Secure stability and handling</li> <li>• Long tread life</li> <li>• Improved durability</li> <li>• Designed to resist external damage</li> </ul>	<ul style="list-style-type: none"> <li>• Offers exceptional handling and braking for an optimized on-road driving</li> <li>• Ensures a capable driving with a focus on durability</li> </ul>



Handling



Braking



Durability





# FIT ICE

LW71

## Studdable Winter Tire



The Winter Studdable 'I FIT Ice' provides improved safety and comfort on snow and ice covered road conditions.

Tire Features	Driver Benefits
<ul style="list-style-type: none"> <li>Advanced stud technology</li> <li>Snow slit design</li> <li>3D kerf design</li> <li>Claw edge</li> </ul>	<ul style="list-style-type: none"> <li>Excellent braking on icy surfaces</li> <li>Enhanced braking and traction in snow &amp; ice conditions</li> <li>Enhanced handling on snow</li> <li>Maximized snow traction</li> </ul>



\* No Road Hazard Warranty once a tire has been studded, or on pre-studded models

Non-Stud	Factory Stud	S-Code	Size	LI & S/S	MR	RWR	Maximum		OD (inch)	SW (inch)	TW (inch)	TD (inch,32')	RPM	Non-Stud	Factory Stud
							Air (psi)	Load (lbs)						WT.	
<b>14</b>															
1020287	1029073	175/65R14 XL	86T	5.0	5.0-6.0	50	1168	22.9	7.3	5.5	11.5	909	15.9	16.1	
1020072	1029085	175/70R14	84T	5.0	4.5-6.0	51	1102	23.6	7.0	5.2	11.5	882	16.4	16.6	
1019462	1029084	185/65R14	86T	5.5	5.0-6.5	51	1168	23.5	7.7	5.8	11.5	885	17.1	17.3	
1019460	1029040	185/70R14	88T	5.5	4.5-6.0	51	1235	24.3	7.4	5.5	11.5	855	16.9	17.1	
1020073	1029060	195/70R14	91T	6.0	5.0-6.5	51	1356	24.7	7.9	5.8	11.5	842	19.0	19.2	
<b>15</b>															
1020530	1029095	185/55R15 XL	86T	6.0	5.0-6.5	50	1168	22.9	7.8	5.8	11.5	908	16.8	17.0	
1019456	1029038	185/60R15	84T	5.5	5.0-6.5	51	1102	23.7	7.8	6.1	11.5	875	17.4	17.6	
1019458	1029039	185/65R15	88T	5.5	5.0-6.5	51	1235	24.5	7.7	5.8	11.5	849	18.0	18.2	
1019454	1029036	195/60R15	88T	6.0	5.5-7.0	51	1235	24.2	8.2	6.5	11.5	858	18.6	18.8	
1017493	1029093	195/65R15 XL	95T	6.0	5.5-7.0	50	1521	25.0	8.1	6.5	12.0	831	22.0	22.2	
1017479	1029048	205/65R15	94T	6.0	5.5-7.0	51	1477	25.5	8.5	6.5	11.5	816	21.0	21.2	
1017480	1029049	205/70R15	96T	6.0	5.0-7.0	51	1565	26.4	8.2	6.1	11.5	787	21.7	21.9	
1020531	1029096	205/75R15	97T	5.5	5.0-7.0	51	1609	27.0	7.8	6.1	11.5	769	24.0	24.2	
1017481	1029050	215/70R15	98T	6.5	5.5-7.0	51	1653	26.9	8.6	6.5	11.5	771	24.1	24.3	
1020078	1029086	235/75R15	105T	6.5	6.0-8.0	51	2039	28.7	9.1	7.0	11.5	723	29.4	29.6	
<b>16</b>															
1017472	1029041	205/55R16	91T	6.5	5.5-7.5	51	1356	24.9	8.8	6.8	12.0	835	20.2	20.5	
1017484	1029052	205/60R16 XL	96T	6.0	5.5-7.5	50	1565	25.7	8.5	6.8	11.5	809	23.3	23.5	
1020079	1029083	205/65R16	95T	6.0	5.5-7.5	51	1521	26.3	8.5	6.5	11.5	788	22.1	22.3	
1020080	1029061	215/55R16 XL	97T	7.0	6.0-7.5	50	1609	25.1	9.2	6.7	11.5	827	23.6	23.9	
1017492	1029058	215/60R16 XL	99T	6.5	6.0-7.5	50	1709	26.1	9.0	7.1	12.0	794	25.4	25.6	
1017487	1029054	215/65R16	98T	6.5	6.0-7.5	51	1653	27.0	8.9	7.1	11.5	769	25.0	25.2	
1020081	1029062	215/70R16	100T	6.5	6.0-8.0	51	1764	27.8	8.7	6.5	11.5	748	26.5	26.7	
1017491	1029057	225/60R16 XL	102T	6.5	6.0-8.0	50	1874	26.6	9.3	7.4	12.0	780	26.6	26.8	
1020082	1029063	225/65R16	100T	6.5	6.0-8.0	51	1764	27.4	9.3	7.1	11.5	759	27.7	28.0	
1020083	1029087	225/70R16	103T	6.5	6.0-7.5	51	1929	28.3	8.9	6.7	11.5	734	28.7	28.9	
1020532	1029097	235/70R16 XL	109T	7.0	6.0-8.0	50	2271	28.9	9.4	7.0	11.5	720	31.0	31.2	
1020534	1029099	235/75R16	108T	6.5	6.0-8.0	51	2205	29.7	9.1	7.0	11.5	699	30.0	30.3	
<b>17</b>															
1020086	1029064	215/45R17 XL	91T	7.0	7.0-8.0	50	1356	24.5	8.7	7.2	11.5	848	19.7	20.0	
1017485	1029101	215/55R17 XL	98T	7.0	6.0-7.5	50	1653	26.3	9.1	7.1	11.5	790	26.0	26.2	
1020087	1029065	215/60R17	96T	6.5	6.0-7.5	51	1565	27.1	9.0	6.8	11.5	768	25.2	25.5	
1020088	1029094	215/65R17	99T	6.5	6.0-7.5	51	1709	27.9	8.8	6.8	11.5	744	26.6	26.8	
1020089	1029066	225/45R17 XL	94T	7.5	7.0-8.5	50	1477	24.8	9.2	7.5	11.5	837	21.4	21.6	
1017482	1029091	225/50R17 XL	98T	7.0	6.0-8.0	50	1653	25.9	9.7	7.1	11.5	802	25.9	26.2	
1017483	1029051	225/55R17 XL	101T	7.0	6.0-8.0	50	1819	26.8	9.6	7.1	11.5	776	26.5	26.6	
1017486	1029053	225/60R17	99T	6.5	6.0-8.0	51	1709	27.6	9.3	7.4	11.5	751	27.4	27.6	
1017488	1029092	225/65R17	102T	6.5	6.0-8.0	51	1874	28.5	9.1	7.4	11.5	729	28.8	29.0	
1020535	1029100	235/45R17 XL	97T	8.0	7.5-9.0	50	1609	25.2	9.6	7.3	11.5	824	24.3	24.5	
1017489	1029055	235/55R17 XL	103T	7.5	6.5-8.5	50	1929	27.2	9.9	7.8	12.0	765	28.9	29.1	
1020091	1029067	235/65R17 XL	108T	7.0	6.5-8.5	50	2205	28.9	9.5	7.4	11.5	718	31.4	31.7	
<b>18</b>															
1017476	1029045	225/60R18	100T	6.5	6.0-8.0	51	1764	28.6	9.3	7.1	11.5	725	26.9	27.1	
1020093	1029068	235/55R18	100T	7.5	6.5-8.5	51	1764	28.0	10.2	7.4	11.5	741	28.2	28.4	
1020094	1029069	235/60R18 XL	107T	7.0	6.5-8.5	50	2149	29.0	9.6	7.4	11.5	716	32.3	32.4	
1017473	1029042	245/45R18 XL	100T	8.0	7.5-9.0	50	1764	26.7	9.8	8.1	11.5	779	27.4	27.7	
1020095	1029070	255/55R18 XL	109T	8.0	7.0-9.0	50	2271	28.9	10.9	8.0	11.5	719	33.4	33.5	
1020533	1029098	265/60R18	110T	8.0	7.5-9.5	51	2337	30.4	10.9	8.3	11.5	683	36.2	36.4	

\* LI & S/S: Load Index and Speed Symbol / MR: Measuring Rim / RWR: Rim Width Range / OD: Overall Diameter / SW: Section Width / TW: Tread Width / TD: Tread Depth / RPM: Revolution Per Mile / WT: Weight

\* No Road Hazard Warranty once a tire has been studded





## 4 Wide Grooves

Wet




Four wide, straight tread grooves provide efficient water drainage in wet conditions for improved vehicle stability.

**S FIT AS | G FIT AS | X FIT HT | X FIT AT | X FIT HP**



## Noise Reduction Block

Noise



Rib block sections at the tire's edge help to prevent noise generated by the road surface, ensuring a quiet ride.

**S FIT AS | G FIT AS | X FIT HT**



## Zig Zag Block Design

Traction




A zig zag block edge design increases traction in dry, muddy and snowy conditions.

**X FIT HT | X FIT AT**



## Rim Cushion

Durability



A special rubber compound serves as a rim cushion where the tire's bead meets the wheel to prevent damage from external impacts when driving in harsh conditions. This rim cushion also offers more stable driving performance.

**X FIT AT**



## Tie-Bar

Dry



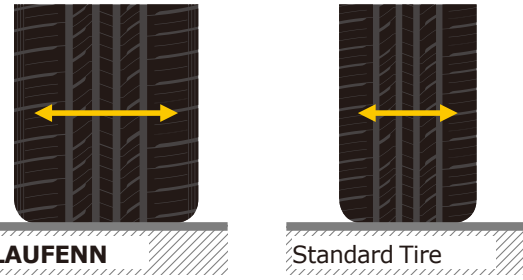
Tie bars that connect the shoulder blocks reinforce the stiffness of the shoulder tread for maximum cornering grip and minimized irregular wear.

**S FIT AS | G FIT AS**



## Wide Tread Design

Handling



A wide tread design ensures stable driving by maintaining top-of-the-line grip in any season and in any road condition, on or off-road.

**X FIT AT**



## 3D Sidewall Edge Block

Off Road




A 3D-edged sidewall block design protects tires from external impact damage and offers enhanced traction in muddy or snowy conditions.

**X FIT AT**



## Rim Protector

Durability



A rim protector designed into the tire's bead section helps to prevent external impact damage that can occur when driving in rugged terrain and also helps protect vehicle wheels.

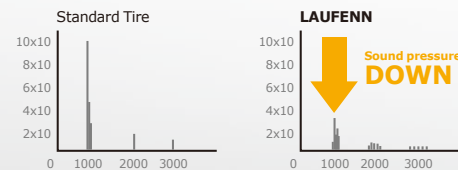
**S FIT AS | X FIT AT**



## Optimized Stiffness Distribution Design

Comfort

An optimized five variable pitch stiffness distribution tread block design ensures minimum vibration and noise as well as improved riding comfort.



**S FIT AS | G FIT AS | X FIT HP**



## Long Mileage and Even Tread Wear

Wear life



An optimized tire profile designed by advanced computer-aided simulations improves braking performance and wear by evenly distributing weight over the tire's contact patch.

**S FIT AS | G FIT AS | X FIT VAN**



## 3D Vibration Analysis Technology

Comfort


The center and shoulder tread pattern of the S FIT AS has been designed using 3D vibration analysis technology to ensure uniform driving performance and enhanced braking performance for more predictable and reliable operation.

**S FIT AS**

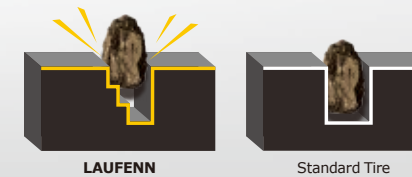


## Stone Ejector

Durability



The stepped groove inside tread block design of tires prevents stones from lodging in its tread, protecting the tire from external damage.





**X FIT HT | X FIT AT**



## Belt Edge Tape

Durability



A folded belt edge tape design is incorporated between the tire's two tread belts to improve handling performance at high speeds.

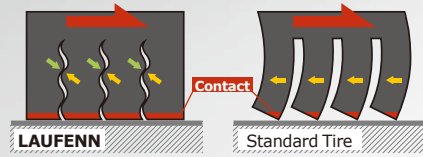
**S FIT AS | G FIT AS | X FIT HT | X FIT HP | X FIT AT | X FIT VAN**





## Snow 3D Kerf

Snow



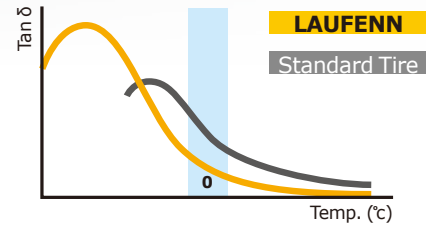
The 3D wave-patterned kerf design used on the tires provide improved grip and handling performance by minimizing block movement when driving.

**X FIT HT | I FIT ICE**



## New Winter Compound

Snow



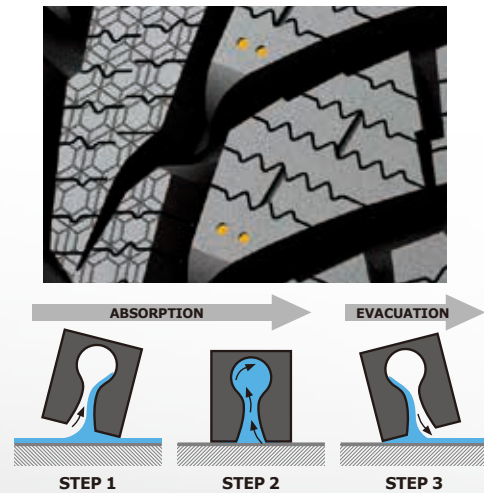
The application of a new winter rubber compound with improved low temperature performance enhances grip for competent winter driving.

**I FIT ICE**



## Absorbing Holes

Wet



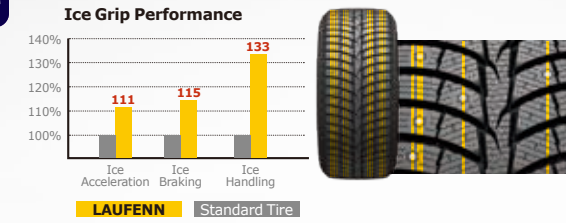
Small holes designed into the tire's tread blocks absorb water to help maximize performance in wet and slushy conditions.

**I FIT ICE**



## 16 Raw Stud Technology

Ice



This advanced stud pin design technique disperses the stud pin arrangement in 16 unique lines, maximizing braking and traction performance. Stud pin lines at the center improve straight line stability, cornering and handling on icy roads.

**I FIT ICE**



## Snow Slits

Ice




An advanced snow slit design ensures maximum edge grip effect on icy roads for better traction.

**I FIT ICE**



## Claw Edge

Ice



A claw-shaped 3D edge design in the tire's center tread blocks helps to improve traction performance on snowy and icy roads.

**I FIT ICE**



***Laufenn***